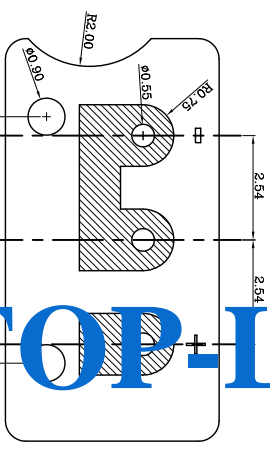
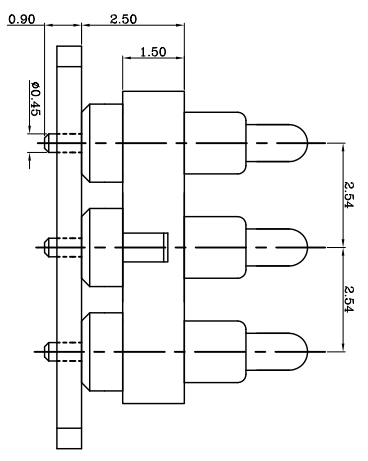
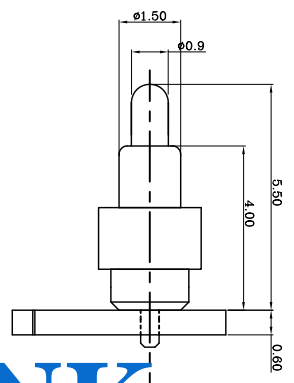
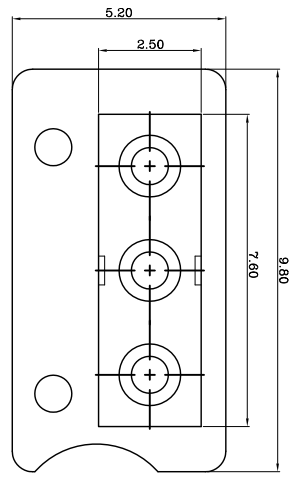
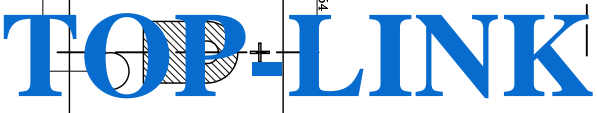


THIS INFORMATION IS CONFIDENTIAL AND IS DISCLOSED TO YOU ON CONDITION THAT NO FURTHER DISCLOSURE IS MADE BY YOU TO OTHER THAN TOP-LINK PERSONNEL WITHOUT WRITTEN AUTHORIZATION FROM TOP-LINK LTD.



Recommended PCB Layout



Notes:
 1) Material (材质):
 Housing: PA 46, UL94 V-0 Color Black.
 Contact: Brass
 Spring: Stainless steel wire

2) Plating:
 1) Body: Min 0.1um Gold plating over min. 1.4um Nickel plating (Body: 镀金0.1um Min 镍底1.4um Min)
 2) Plunger: Min 0.4um Gold plating over min. 1.4um Nickel plating (Plunger: 镀金0.4um Min 镍底1.4um Min)

3) Mechanical:
 Total stroke (总行程): 1.50mm
 Durability (寿命): 10,000 cycle min.

4) Electrical (电性能)
 Contact resistance (接触阻抗): 30mOhm Max.
 Voltage rating (额定电压): 36V DC Max
 Current rating (额定电流): 2.0A

LDC	-
DIST	-

LTR	REVISION RECORD	APVD	DATE
			2009/11/26
			2010/03/04
	PCB 更改		2009/12/07
	PM 尾巴加长		

DIMENSIONS IN MM	
TOLERANCES UNLESS OTHER SPECIFIED	
0	= ±
0.0	= ±0.15
0.00	= ±0.10
0.000	= ±
ANGLE: ±1°	
SURF TEXTURE: 32/	
REMOVE BURRS, BREAK SHARP EDGES R0.05 MAX	
DD NOT SCALE PRINT	

MATL	HT TR	FIN
DWN	APVD	REL
CHK	REL	REL
NAME	PIN CONNECTOR 3 POSITIONS	
SCALE	1:1	
DWG ND	C-110573	
SHEET	1 OF 1	REV B

110573-3
PART NUMBER

USED DN

4 3 2 1